

# Full Spectrum Art Glass Supply & Gallery


828 E. Fillmore Street, Suite A, Colorado Springs (719) 630-7664 [www.fullspectrumartglass.com](http://www.fullspectrumartglass.com)

Store Hours: Wednesday - Sunday 12pm-5pm, and other times by appointment. Closed Mon & Tue  
**Like us on Facebook!**

## June 2020 Class Schedule

✦ ✦ ✦ *Make Gifts – Learn a New Skill – Try Something New – Have Fun!* ✦ ✦ ✦

Call us to reserve a space in a class or to schedule a class for yourself or your group.



Want to make a project or learn something during your lockdown? Call us to schedule some time!

**We are starting-up classes again, with smaller numbers of students in order to maintain safe distancing.**

**Scheduled Individually**  
Multiple sessions:

Contact the store to arrange class times



Beginner Level

\$175.00

Instructor: Coral Cornish

**\*\*\*Space available!! We have small groups of students who have been attending class on Wednesday or Sunday afternoons, so we will continue to add students on those days as space allows. Students will work until they complete both class projects.**

### **Stained Glass - Beginning Copper Foil – Independent Study**

Learn Stained Glass in a month! This is the Tiffany style of creating stained glass. Students will complete two projects: a sampler piece, and a small panel with approximately 15-20 pieces. Twenty hours of instruction covers most basic cutting techniques, glass grinding, foiling, soldering and finishing. Tools and materials are provided for sampler piece. Students are responsible for purchase of pattern materials, glass, foil, solder, zinc framing, rings & chain for second piece (approximately \$30-\$60). Class consists of initial session, plus additional hours to be arranged with instructor. You could complete the entire class in three days, if desired (we have students who come from out-of-town who choose this option).

**Thursday, June 11**  
3pm-5pm 1 session



All Levels

\$35.00

Instructor: Coral Cornish

**\*\*\*No Experience Necessary\*\*\***

### **Three Fused Dichroic Pendants**

Make three beautiful pendants to keep or give. What a great deal! Learn to combine compatible glasses to make elegant or fun fused dichroic glass jewelry. Dichroic glass has a thin coating on it that fuses into either a shiny and sparkly or matte finish.


# Full Spectrum Art Glass Supply & Gallery

828 E. Fillmore Street, Suite A, Colorado Springs (719) 630-7664

[www.fullspectrumartglass.com](http://www.fullspectrumartglass.com)

**Friday, June 12**

6pm-8:30pm .....1 session+



Beginner Level

\$35.00

Instructor: Coral Cornish

**\*\*\*No Experience Necessary\*\*\***

## Glass-on-Glass Mosaic – Window Hanger

This class teaches basic glass-on-glass mosaic techniques to create a window hanger with a design of your choice. Students will learn several methods for cutting glass; which glues are preferable for working with glass-on-glass; basic mosaic design techniques; and how to grout. Wooden frame, plate and stained glass, glue, and use of tools will be provided. The second session, which is the grouting session, will be scheduled with class participants and will only take about an hour.

**Saturday June 13**

3pm-5pm 1 session



Beginner Level

\$45.00

Instructor: Coral Cornish

**\*\*\*No Experience Necessary\*\*\***

## Glass Fusing Workshop– Fused 6x6 Square

Make a fun and colorful fusing project. After an introduction to cutting and nipping, students will create their own design in glass. Bring a design from home, or we have design books with lots of ideas. Students will make a single 6" square. Add free hangers to make it a hanging piece, or the square can be slumped into a dish shape or a self-standing arch for an additional \$5.00 fee. All tools and materials are provided. Additional squares may be made at a reduced cost.

**Sunday, June 14**

3pm-5pm 1 session



All Levels

\$30.00

Instructor: Coral Cornish

## Stringer Feather Suncatchers

Make two 3.5" – 4" feather suncatchers to keep or share! Use stringer to create these simple, colorful light catchers. You could even alter your color choices to make these look like leaves instead of feathers.

**Wednesday, June 17**

11am-2pm 1 session



Beginner Level

\$45.00

Instructor: Rod Phillips

**\*\*\*No Experience Necessary\*\*\***


**\*\*\* New Class \*\*\***

## Stained Glass – Dimensional Triangle

Learn to use stained glass scrap to build an abstract freestanding colorful piece of stained glass to hang or stand in a window. All tools & materials included

**Thursday, June 18**

4pm-6pm 1 session



All Levels

\$25.00

Instructor: Coral Cornish

## Fused Glass Birdies or Hearts

These are so adorable and simple, you'll want to make LOTS of them! This class covers basic glass cutting, embellishing with fusible glass paints, and a discussion of the fusing process. You'll complete two pieces to keep or give, plus you'll have the opportunity to make more at a reduced cost. The two pieces can be made as suncatchers or plant stakes! All tools and materials are provided.

**Friday, June 19**

3pm-4pm 1 session+



All Levels

**FREE DEMO**

Instructor: Coral Cornish

## Cutting Circles in Glass

How do they do that?? Come see how it's done, during this free demonstration of circle cutting, and even have an opportunity to try it yourself. We'll show circle cutting by hand, as well as helpful tools to make it easier and more accurate.

# Full Spectrum Art Glass Supply & Gallery

828 E. Fillmore Street, Suite A, Colorado Springs (719) 630-7664

[www.fullspectrumartglass.com](http://www.fullspectrumartglass.com)

## Friday, June 19

6pm-8:30pm 2 Sessions  
(2<sup>nd</sup> session for grouting to  
be scheduled with students)



Beginner Level

\$30.00

Instructor: Coral Cornish

### Mosaic Garden Brick

Learn to embellish a concrete brick to add color and fun to your yard! These also make fun doorstops and décor. Students will cut, nip, and glue glass to create their design, then return to grout their creations. Students will grout their bricks during the second class session (grouting session – about 1 hour - will be scheduled with class participants).

## Saturday, June 20

1pm-5pm 1 session



Beginner Level

\$65.00

Instructor: Dana Peters

### Metal Art Clay – Earrings

Learn to use metal clay to make earrings!!! Create one-of-a-kind personalized jewelry pieces. Make several pair, so you can keep some and share some. These will be ready for you to take home the same day! All tools and materials are provided.

## Sunday, June 21

5pm-7pm 1 session



Beginner Level

\$45.00

Instructor: Coral Cornish

\*\*\*No Experience Necessary\*\*\*

### Enameling on Metal for Jewelry – 4 Pairs of Earrings – or - 1 Enameled Bracelet - or - 8 Pendants or wine charms

Learn how to fuse glass powders to metal at high heat, and take home your finished jewelry the same day! Participants will produce round copper pieces to make jewelry using traditional enameling techniques. All class materials are provided.

## Wednesday, June 24

5pm-7pm 1 session+



Beginner Level

\$65.00

Instructor: Coral Cornish


\*\*\*No Experience Necessary\*\*\*

### Glass Fusing – Sand Cabochons

It starts with a process much like the “sand art” pictures that were made in the 1970’s, then you’ll learn how to cut your fired bar into pieces (if desired) and coldwork (shape with a stained glass grinder and a flat lap grinder) the pieces to make beautiful cabochons that can be turned into jewelry. Students will make at least two glass bars which can each be cut up to make multiple – usually 10 or more - pieces of jewelry. All class materials and two firings are provided.

## Thursday, June 25

6pm-8pm 1 session



All levels

\$35.00

Instructor: Coral Cornish

New Class!!!

### Glass Fusing – Simple Pattern Bar Small Dish

Play with pre-fired pattern bars to explore all the pattern possibilities, then cut bars to size to piece together a small square dish. The bars will then be fired into a dish and slumped into a mold to raise the four corners. In this class, to save time we are working with pre-fired bars. We will be adding more classes in July where you can make your own components and further explore the options with this process. All materials included.

## Friday, June 26

11am-2pm 1 session



Intermediate Level

\$45.00

Instructor: Rod Phillips

\*\*\*No Experience Necessary\*\*\*

### Stained Glass – Dimensional Copper Foil Leaf

Expand your copper foil skills to make a dimensional suncatcher. These leaves get a lot of compliments. All class materials are provided. Prior glass cutting, foiling and soldering experience are required to take this class.

# Full Spectrum Art Glass Supply & Gallery

828 E. Fillmore Street, Suite A, Colorado Springs (719) 630-7664

[www.fullspectrumartglass.com](http://www.fullspectrumartglass.com)

**Saturday June 27**  
3pm-5pm 1 session



Beginner Level \$45.00 Instructor: Coral Cornish

**\*\*\*No Experience Necessary\*\*\***

## Glass Fusing Workshop– Fused 6x6 Square

Make a fun and colorful fusing project. After an introduction to cutting and nipping, students will create their own design in glass. Bring a design from home, or we have design books with lots of ideas. Students will make a single 6" square. Add free hangers to make it a hanging piece, or the square can be slumped into a dish shape or a self-standing arch for an additional \$5.00 fee. All tools and materials are provided. Additional squares may be made at a reduced cost.

**Sunday, June 28**  
4pm-6pm 1 session



All Levels \$35.00 Instructor: Coral Cornish

## Yard Art – Concrete Mushrooms

You're going to love putting these in your yard. You'll complete two pieces to keep or give, plus you'll have the opportunity to make more at a reduced cost. All tools and materials will be provided. Even if we have a drought or you can't grow a plant to save your life, you can still have fun, colorful items in your yard!

## Classes In July 2020

What classes would you like to see offered in July? Call and tell us, so we can add them to the schedule!! (719)630-7664

**Saturdays, July 11, 18, 25 & Aug 1**  
12pm-5pm 4 sessions



Beginner Level \$175.00 Instructor: Rod Phillips

## Stained Glass - Beginning Copper Foil – Independent Study

Learn Stained Glass in a month! This is the Tiffany style of creating stained glass. Students will complete two projects: a sampler piece, and a small panel with approximately 25-35 pieces. Twenty hours of instruction covers most basic cutting techniques, glass grinding, foiling, soldering and finishing. Tools and materials are provided for sampler piece. Students are responsible for purchase of pattern materials, glass, foil, solder, zinc framing, rings & chain for second piece (approximately \$30-\$60). Class consists of orientation session, plus additional hours to be arranged with instructor.

- Stained Glass Garden Cloche
- Glass powders to make gorgeous fused plates or suncatchers

## \*\*\*Classes Available by Appointment\*\*\*

Just call (719) 630-7664 to schedule some time for you or your group.

2 hours 1 session



Beginner Level Hourly Fee + copper used Instructor: Coral Cornish

## Enameling on Metal for Jewelry – Studio Time Session

Use the basic skills you learned in the beginning class to make your own jewelry or other components.

2.5 hours 1 session



All Levels \$65.00 Instructor: Coral Cornish

## How to Operate a Fusing Kiln

Interested in glass fusing, but not sure about operating the kiln? This class will discuss the need-to-know-issues of operating both non-programmable and programmable kilns. We will watch a fusing in a small non-programmable small kiln during class, and also

# Full Spectrum Art Glass Supply & Gallery

828 E. Fillmore Street, Suite A, Colorado Springs (719) 630-7664

[www.fullspectrumartglass.com](http://www.fullspectrumartglass.com)

show hands-on how to operate a programmable kiln. All materials provided.

## Scheduled Individually

1 session+



Beginner Level

\$175.00

Instructor: Coral Cornish&Rod Phillips

### Stained Glass - Beginning Copper Foil – Independent Study

Learn Stained Glass in a month! This is the Tiffany style of creating stained glass. Students will complete two projects: a sampler piece, and a small panel with approximately 15-20 pieces. Twenty hours of instruction covers most basic cutting techniques, glass grinding, foiling, soldering and finishing. Tools and materials are provided for sampler piece. Students are responsible for purchase of pattern materials, glass, foil, solder, zinc framing, rings & chain for second piece (approximately \$30-\$60). Class consists of orientation session, plus additional hours to be arranged with instructor.

**Our class projects are fun, economical, and they make great gifts! If you have ideas or requests for classes, give us a call!**

\*\*\*Want to learn, but don't find a class that fits your schedule? Call to ask about Rolling Enrollment! Most classes are available on an "as needed" basis – we'll work with your schedule.

\*\*\***Have a Glass Party!** Gather together some friends/workmates (a minimum of four), your scout troop, or the family, pick a topic, and we'll schedule a class just for you – stained glass, fused glass, silver art clay, chain making, or mosaics! **Bring six students with you (for a total of 7), and you attend class for free, or take \$5.00 off everybody's class fee!** The four most popular classes for a Glass Party are: Fused Aspen Suncatchers, Three Fused Pendants, Four Pairs of Enameled Earrings, and Stringer Dish.

**Full Spectrum Art Glass Supply builds custom stained glass panels for doors, sidelights, windows, room dividers, cabinet doors, and any other purpose. Let us design and build some great stained glass for you!**