

# Full Spectrum Art Glass Supply & Gallery


828 E. Fillmore Street, Suite A, Colorado Springs (719) 630-7664 [www.fullspectrumartglass.com](http://www.fullspectrumartglass.com)

Store Hours: Wednesday - Sunday 12pm-5pm, and other times by appointment. Closed Mon & Tue  
**Like us on Facebook!**

## June & July 2021 Class Schedule

✦ ✦ ✦ *Make Gifts – Learn a New Skill – Try Something New – Have Fun!* ✦ ✦ ✦

Call us to reserve a space in a class or to schedule a class for yourself or your group.



We are leaving spaces open in our class schedule to accommodate call-in requests for gift-making and learning sessions. Call us to schedule some time! Bring your family, friends, or co-workers.

**Come and make something! We are holding classes, with smaller numbers of students. Please bring a mask with you.**

**Scheduled Individually**  
Multiple sessions:

Contact the store to arrange class times



Beginner Level \$175.00 Instructor: Coral Cornish  
**\*\*\*Space available!! We have small groups of students who have been attending class on Wednesday, Thursday or Sunday afternoons, so we will continue to add students on those days as space allows. Students will work until they complete both class projects.**

### **Stained Glass - Beginning Copper Foil – Independent Study**

Learn Stained Glass in a month! This is the Tiffany style of creating stained glass. Students will complete two projects: a sampler piece, and a small panel with approximately 15-20 pieces. Twenty hours of instruction covers most basic cutting techniques, glass grinding, foiling, soldering and finishing. Tools and materials are provided for sampler piece. Students are responsible for purchase of pattern materials, glass, foil, solder, zinc framing, rings & chain for second piece (approximately \$30-\$60). Class consists of initial session, plus additional hours to be arranged with instructor. You could complete the entire class in three days, if desired (we have students who come from out-of-town who choose this option).

**Thursday, June 24**  
2:00pm-6:00pm 1 session



Advanced Beginner \$65.00 Instructor: Coral Cornish  
**Stained Glass – Window or Door Corners**

Learn the basics of stained glass to create a colorful set of Stained Glass Window Corners. Learn simple glass cutting, grinding, foiling and soldering, then frame your piece to hang in a window corner or door corner. Students will complete one corner in class and have access to classroom space and tools to complete the second corner. All tools and materials provided.

\*\*\* We have two people signed up to do spider-web door corners – call to reserve a space to join them!

# Full Spectrum Art Glass Supply & Gallery

828 E. Fillmore Street, Suite A, Colorado Springs (719) 630-7664 [www.fullspectrumartglass.com](http://www.fullspectrumartglass.com)

**Saturday, June 26**  
5pm-6pm 1 session



Advanced Beginner \$25.00  
**Glass Fusing – Pulling Vitrigraph**

Instructor: Coral Cornish

Learn to pull molten glass from the bottom of a kiln to create glass stringers and murrinis. These pieces can be used to make lines, stems, leaves, flowers, and other parts of fused glass images. Please wear long-sleeved cotton (not polyester) clothing, full-length cotton pants, and close-toed shoes to class. All tools and materials are provided.

**Sunday, June 27**  
1pm-3pm 1 session



All Levels \$35.00  
**\*\*\*No Experience Necessary\*\*\***

Instructor: Coral Cornish

## Three Fused Dichroic Pendants

Make three beautiful pendants to keep or give. What a great deal! Learn to combine compatible glasses to make elegant or fun fused glass jewelry.

**Sunday, June 27**  
2pm-4pm 1 session



Beginner Level \$45.00  
**CLASS FULL – please select a different session**

Instructor: Coral Cornish

**\*\*\*No Experience Necessary\*\*\***

## Glass Fusing Workshop– Fused 6x6 Square

Make a fun and colorful fusing project. After an introduction to cutting and nipping, students will create their own design in glass. Bring a design from home, or we have design books with lots of ideas. Students will make a single 6" square. Add free hangers to make it a hanging piece, or the square can be slumped into a dish shape or a self-standing arch for an additional \$5.00 fee. All tools and materials are provided. Additional squares may be made at a reduced cost.

**Wednesday, June 30**  
5:15pm-7:15pm ..1 session+



Beginner Level \$35.00  
**\*\*\*No Experience Necessary\*\*\***


Instructor: Coral Cornish

## Glass-on-Glass Mosaic – Window Hanger

This class teaches basic glass-on-glass mosaic techniques to create a window hanger with a design of your choice. Students will learn several methods for cutting glass; which glues are preferable for working with glass-on-glass; basic mosaic design techniques; and how to grout. Wooden frame, plate and stained glass, glue, and use of tools will be provided. The second session, which is the grouting session, will be scheduled with class participants and will only take about an hour.

## July 2021 Class Schedule

**Thursday, July 1**  
5pm-7pm 1 session



All Levels \$30.00  
**\*\*\*No Experience Necessary\*\*\***

Instructor: Coral Cornish

## Fused Glass Coasters

Cut fusing glass and assemble the pieces to make fused glass coasters.

**Friday, July 2**  
5:30pm-7:30pm 1 session



Beginner Level \$45.00  
**\*\*\*No Experience Necessary\*\*\***

Instructor: Coral Cornish

## Glass Fusing Workshop– Fused 6x6 Square

Make a fun and colorful fusing project. After an introduction to cutting and nipping, students will create their own design in glass. Bring a design from home, or we have design books with lots of ideas. Students will make a single 6" square. Add free hangers to make it a hanging piece, or the square can be slumped into a dish shape or a self-standing arch for an additional \$5.00 fee. All tools and materials are provided.

# Full Spectrum Art Glass Supply & Gallery

828 E. Fillmore Street, Suite A, Colorado Springs (719) 630-7664 [www.fullspectrumartglass.com](http://www.fullspectrumartglass.com)

Additional squares may be made at a reduced cost.

**Saturday, July 3**  
4:30pm-6:30pm 1 session



All Levels \$35.00 Instructor: Coral Cornish  
**\*\*\*No Experience Necessary\*\*\***

## Three Fused Dichroic Pendants

Make three beautiful pendants to keep or give. What a great deal! Learn to combine compatible glasses to make elegant or fun fused glass jewelry.

**Thursday, July 8**  
5pm-7pm 1 session+



Beginner Level \$65.00 Instructor: Coral Cornish  
**\*\*\*No Experience Necessary\*\*\***

## Glass Fusing – Sand Cabochons

It starts with a process much like the “sand art” pictures that were made in the 1970’s, then you’ll learn how to cut your fired bar into pieces (if desired) and coldwork the pieces to make beautiful cabochons that can be turned into jewelry. Students will make at least two glass bars which can each be cut up to make multiple – usually 10 or more - pieces of jewelry. All class materials and two firings are provided.

**Friday, July 9**  
6pm-8:30pm ..1 session+



Beginner Level \$35.00 Instructor: Coral Cornish  
**\*\*\*No Experience Necessary\*\*\***

## Glass-on-Glass Mosaic – Window Hanger

This class teaches basic glass-on-glass mosaic techniques to create a window hanger with a design of your choice. Students will learn several methods for cutting glass; which glues are preferable for working with glass-on-glass; basic mosaic design techniques; and how to grout. Wooden frame, plate and stained glass, glue, and use of tools will be provided. The second session, which is the grouting session, will be scheduled with class participants and will only take about an hour.

**Saturday, July 10**  
12:30-3pm 1 session



All Levels \$35.00 Instructor: Karen Cross  
**New Class!!!**

## Hand-worked Copper Bracelet with Glass Cabochon

You can do this! New class this month. Learn to cut and hammer copper to form a custom-fit bracelet, then embellish with wire and a glass cabochon. All materials included (you may bring a glass piece from home, if you wish, maximum of about 3/4" x 1-1/4").

**Saturday, July 10**  
5pm-7:30pm 1 session



Examples by Mary and Jane from a recent class

All Levels \$45.00 Instructor: Coral Cornish

## Fused Mosaics

You can do this! Learn to use a pair of double-wheeled nippers and a pair of tweezers to make simple mosaic images in fused glass. Make a 6"x6" image using fusing glass and fine black frit. All tools and materials and glass fusing included.

**Wednesday, July 14**  
1pm-3pm 1 session



All Levels \$30.00 Instructor: Coral Cornish  
**\*\*\*No Experience Necessary\*\*\***

## Fused Earrings

Make five pairs of fused earrings! What a great deal! Learn to combine compatible glasses and materials to make six pairs of fun, seasonal, or gift-oriented earrings.

# Full Spectrum Art Glass Supply & Gallery

828 E. Fillmore Street, Suite A, Colorado Springs (719) 630-7664 [www.fullspectrumartglass.com](http://www.fullspectrumartglass.com)

**Thursday, July 15**  
6pm-8pm 1 session



Beginner Level \$45.00 Instructor: Coral Cornish

**\*\*\*No Experience Necessary\*\*\***

## Glass Fusing Workshop– Fused 6x6 Square

Make a fun and colorful fusing project. After an introduction to cutting and nipping, students will create their own design in glass. Bring a design from home, or we have design books with lots of ideas. Students will make a single 6” square. Add free hangers to make it a hanging piece, or the square can be slumped into a dish shape or a self-standing arch for an additional \$5.00 fee. All tools and materials are provided. Additional squares may be made at a reduced cost.

**Friday, July 16**  
2pm-4:30pm 2 sessions



Beginner Level \$35.00 Instructor: Coral Cornish

**\*\*\*No Experience Necessary\*\*\***

## Tempered Glass Images – Images with Quotes or Collage

Learn to create images in tempered glass mosaic and add meaningful quotes or messages. Make a pretty-colored abstract or choose a specific image to accentuate. This is a great way to make a personalized gift. Students will apply images/message & paint color and tempered glass during the first session, then we will schedule a return session to come back and grout our pieces, which usually takes about an hour. All tools and materials are provided. Students may bring photos or other images to incorporate, if desired.

**Friday, July 16**  
5pm-7pm 1 session



All Levels \$30.00 Instructor: Coral Cornish

## Stringer Feather Suncatchers

Make two feather suncatchers to keep or share! Use stringer to create these simple, colorful light catchers. You could even alter your color choices to make these look like leaves instead of feathers. Students will make two feathers in class, and have the opportunity to make more at a reduced cost..

**Saturday, July 17**  
4pm-6:30pm 2 sessions



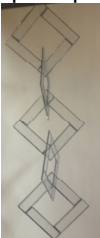
Beginner Level \$35.00 Instructor: Coral Cornish

**\*\*\*No Experience Necessary\*\*\***

## Tempered Glass Images – Images with Quotes or Collage

Learn to create images in tempered glass mosaic and add meaningful quotes or messages. Make a pretty-colored abstract or choose a specific image to accentuate. This is a great way to make a personalized gift. Students will apply images/message & paint color and tempered glass during the first session, then we will schedule a return session to come back and grout our pieces, which usually takes about an hour. All tools and materials are provided. Students may bring photos or other images to incorporate, if desired.

**Wednesday, July 21**  
4pm-7pm 1 session



All Levels \$45.00 Instructor: Coral Cornish

## Stained Glass Spinner – Squares in Squares


It’s fun to have artwork that moves. Learn to piece together the components that make up this fun spinner. Make five interconnected components in class. Hang it near a fan or open window, or attach a mechanical spinner. Battery-operated spinner sold separately.

Clear Textures Example

# Full Spectrum Art Glass Supply & Gallery

828 E. Fillmore Street, Suite A, Colorado Springs (719) 630-7664 [www.fullspectrumartglass.com](http://www.fullspectrumartglass.com)

**Thursday, July 22**  
2pm-4pm 1 session



Beginner Level \$65.00  
\*\*\*No Experience Necessary\*\*\*

Instructor: Coral Cornish

## Glass Fusing – Fused Glass Images –Fall, Winter, Spring or Summer Aspens

Only two hours to make a beautiful piece of artwork! Learn to work with frit, powder, stringer, glass paints, and additional materials to create your own fused glass masterpiece. Project size is 8"wx6-3/8"h. All class materials are provided. For an extra \$10 firing fee, your aspen piece can be slumped over a lamp sconce mold to make it self-standing.

**Thursday, July 22**  
5pm-7:30pm 1 session



Advanced Beginner \$65.00

Instructor: Coral Cornish

## Stained Glass – Window or Door Corners

Learn the basics of stained glass to create a colorful set of Stained Glass Window Corners. Learn simple glass cutting, grinding, foiling and soldering, then frame your piece to hang in a window corner or door corner. Students will complete one corner in class and have access to classroom space and tools to complete the second corner. All tools and materials provided.

\*\*\* We have two people signed up to do spider web door corners – call to reserve a space to join them!

**Friday, July 23**  
3:30pm-4:30pm 1 session



All Levels \$20.00  
\*\*\*No Experience Necessary\*\*\*

Instructor: Coral Cornish

## Glass Cutting

Learn to cut glass! We'll discuss and use the tools and best practices for cutting straight lines, curves, circles, and random shapes.

**Friday, July 23**  
5pm-7:30pm 2 Sessions  
(2<sup>nd</sup> session for grouting to be scheduled with students)



Beginner Level \$30.00

Instructor: Coral Cornish

## Mosaic Garden Brick

Learn to embellish a concrete brick to add color and fun to your yard! These also make fun doorstops and décor. Students will cut, nip, and glue glass to create their design, then return to grout their creations. Students will grout their bricks during the second class session (grouting session – about 1 hour - will be scheduled with class participants).

**Saturday, July 24**  
4pm-7pm 1 Session  
(additional class time available, as needed to complete the project)



All Levels \$125.00

Instructor: Coral Cornish

## Fused Glass Lantern Inserts

These will look so cool on your patio this summer! Learn to embellish lantern panels with fused glass. Choose your topic, then nip, cut and sprinkle glass elements to make the representative or abstract images you desire. All materials included.

# Full Spectrum Art Glass Supply & Gallery

828 E. Fillmore Street, Suite A, Colorado Springs (719) 630-7664 [www.fullspectrumartglass.com](http://www.fullspectrumartglass.com)

**Wednesday, July 28**  
4pm-6pm 1 session



All Levels \$30.00 Instructor: Coral Cornish

## Fused Glass Pendant and Earring Sets

Make two fun and colorful pendant and earring sets to keep or give. What a great deal! Learn to cut and layer compatible base glasses, including glass stringer and frit, to make fused glass jewelry to keep or share.

**Thursday, July 29**  
5pm-7pm 1 session



Beginner Level \$35.00 Instructor: Coral Cornish

**\*\*\*No Experience Necessary\*\*\***

## Glass Fusing – Suncatchers

Anyone can do this! Only two hours to make beautiful glass suncatchers. Use found shapes or work with glass cutting tools and nippers to create flowers, butterflies, suns, or another topic of your choice, with lots of personality. Students will make two suncatchers. All class materials are provided.

**Friday, July 30**  
6pm-8pm 1 session



Beginner Level \$45.00 Instructor: Coral Cornish

**\*\*\*No Experience Necessary\*\*\***

## Glass Fusing Workshop– Fused 6x6 Square

Make a fun and colorful fusing project. After an introduction to cutting and nipping, students will create their own design in glass. Bring a design from home, or we have design books with lots of ideas. Students will make a single 6" square. Add free hangers to make it a hanging piece, or the square can be slumped into a dish shape or a self-standing arch for an additional \$5.00 fee. All tools and materials are provided. Additional squares may be made at a reduced cost.

**Saturday, July 31**  
5pm-6pm 1 session

Beginner Level \$25.00 Instructor: Coral Cornish

**\*\*\*No Experience Necessary\*\*\***

## Glass Working Skills – Drilling Holes in Glass

Whether you want to make jewelry, incense holders, mobiles, windchimes, or some other product, this is the class for you! Learn the proper tools and materials to safely and successfully drill holes in glass. All tools and materials are provided

## Coming Soon

Thursday, Aug. 5<sup>th</sup>, Stained Glass Flower Garden Stake

Friday, Aug 6<sup>th</sup>, Concrete Mushrooms to Mosaic

- Self-Standing S-Curve Art Piece
- Decorative Soldering with Gypsy Swenson
- Concrete Garden Mushrooms to Mosaic
- Yard Art


## **\*\*\*Classes Available by Appointment\*\*\***

Just call (719) 630-7664 to schedule some time for you or your group.

2 hours 1 session Beginner Level Hourly Fee + copper used Instructor: Coral Cornish

# Full Spectrum Art Glass Supply & Gallery

828 E. Fillmore Street, Suite A, Colorado Springs (719) 630-7664 [www.fullspectrumartglass.com](http://www.fullspectrumartglass.com)



## Enameling on Metal for Jewelry – Studio Time Session

Use the basic skills you learned in the beginning class to make your own jewelry or other components.

2.5 hours

1 session

All Levels

\$65.00

Instructor: Coral Cornish



## How to Operate a Fusing Kiln

Interested in glass fusing, but not sure about operating the kiln? This class will discuss the need-to-know-issues of operating both non-programmable and programmable kilns. We will watch a fusing in a small non-programmable small kiln during class, and also show hands-on how to operate a programmable kiln. All materials provided.

## Scheduled Individually

1 session+

Beginner Level

\$175.00

Instructor: Coral Cornish&Rod Phillips



## Stained Glass - Beginning Copper Foil – Independent Study

Learn Stained Glass in a month! This is the Tiffany style of creating stained glass. Students will complete two projects: a sampler piece, and a small panel with approximately 15-20 pieces. Twenty hours of instruction covers most basic cutting techniques, glass grinding, foiling, soldering and finishing. Tools and materials are provided for sampler piece. Students are responsible for purchase of pattern materials, glass, foil, solder, zinc framing, rings & chain for second piece (approximately \$30-\$60). Class consists of orientation session, plus additional hours to be arranged with instructor.

**Our class projects are fun, economical, and they make great gifts! If you have ideas or requests for classes, give us a call!**

\*\*\*Want to learn, but don't find a class that fits your schedule? Call to ask about Rolling Enrollment! Most classes are available on an "as needed" basis – we'll work with your schedule.

\*\*\***Have a Glass Party!** Gather together some friends/workmates (a minimum of four), your scout troop, or the family, pick a topic, and we'll schedule a class just for you – stained glass, fused glass, silver art clay, chain making, or mosaics! **Bring six students with you (for a total of 7), and you attend class for free, or take \$5.00 off everybody's class fee!** The four most popular classes for a Glass Party are: Fused Aspen Suncatchers, Three Fused Pendants, Four Pairs of Enameled Earrings, and Stringer Dish.

**Full Spectrum Art Glass Supply builds custom stained glass panels for doors, sidelights, windows, room dividers, cabinet doors, and any other purpose. Let us design and build some great stained glass for you!**